

Reading Connection

Tips for Reading Success

Beginning Edition

September 2018

Kiel School


Book Picks

Read-aloud favorites

■ *There Is No Dragon in This Story*

(Lou Carter)

Dragon really wants to be a hero. He travels from fairy tale to fairy tale offering to rescue the characters, but everyone sends him away. Then, a giant's sneeze blows out the sun, and Dragon finally gets his chance. (Also available in Spanish.)



■ *Keena Ford and the Second-Grade Mix-Up*

(Melissa Thomson)

Keena Ford's new teacher makes a special cake for each student's birthday. When Keena's birthday gets marked on the wrong date, will she tell the truth or celebrate anyway to get the cake? The first book in the Keena Ford series.



■ *The House That Jane Built*

(Tanya Lee Stone)

In the 1800s, a woman named Jane Addams was determined to make life better for those in need. This biography tells how she founded Hull House, a community center in Chicago, and helped people find housing and jobs. Addams then went on to become the first woman to win the Nobel Peace Prize.

■ *The Wing Wing Brothers Math Spectacular!*

Humor + math = learning fun in this comic book-style story. Five duck brothers put on a comedy show. As they juggle pies and spin plates, readers can compare amounts, learn math facts, and more. Part of the Wing Wing Brothers series.




Family reading routines

Reading with your child each day helps him grow as a reader. And just a few minutes here and there really add up. Consider these suggestions for fitting more reading into busy days.

Mealtime practice

Serve up a side of reading! During breakfast, keep the cereal box on the table. You can help your child read the name of the cereal, the slogan, and any riddles or activities. While you make dinner, invite him to read a familiar storybook aloud, or let him browse through a cookbook for words he recognizes (*milk, pizza*).



highlight upcoming events like back-to-school night or picture day.

A reading surprise

Like a tooth fairy who leaves money, be a reading fairy who leaves reading material for your child. Tape comic strips to the bathroom mirror for him to read while he brushes his teeth. Place a poem on his pillow so he can enjoy it before bed. And stash a few books or magazines near his seat in the car.♥

School days

Together, read the papers your youngster brings home from school, perhaps a story he wrote in class or an announcement about a field trip. Also, post the school calendar on the refrigerator. Read it regularly with your child, and have him

Things I can write about

Your youngster's life is full of creative writing material, whether she's picking apples or riding her bike. Encourage her to collect story ideas with these steps.

1. Let your child decorate a box. She might cover it with stickers or wrap it with construction paper and draw pictures.
2. Together, brainstorm topics she could write about, like becoming a big sister or visiting a new playground. She can write or draw each idea on a slip of colored paper and store it in her box.
3. Have her pull out a slip for inspiration when she wants to write a story, or before school if she knows she'll get to write on a topic of her choice that day.♥



Stand up and write!


Writing on a vertical surface strengthens your child's arm and wrist muscles and improves the coordination she needs for hand-writing. Plus, it's fun. Try these tips.

Windows. Have your youngster use dry-erase markers to draw and color shapes on a window, turning it into "stained glass." Be sure to take a photo of her work before she cleans the window!



Walls. Hang poster board on her bedroom wall, and let your child design a sign using crayons. She might write her name and draw a border of flowers, for example. Also, consider getting a small dry-erase board from the dollar store. Use it to play hangman or to leave messages for each other.

Outdoors. Encourage your youngster to make a crayon rubbing on a tree. She can hold paper against the bark and rub it with the side of an unwrapped crayon to see the pattern. If you have a wooden fence, suggest that she decorate it with sidewalk chalk. She can hose it off when she's done. ♥




Parent to Parent My magic reading wand

My daughter Brianna came home excited about the special pointers her teacher lets students use while they read.

I asked the teacher about this. She explained that children enjoy touching the pointers to each word as they say it aloud—

and this helps them match written words to spoken ones. Then, as they become more experienced readers, they slide the pointer under the words (rather than tapping each one) so they read smoothly.



I suggested to Brianna that we find pointers to use at home. We filled a plastic jar with items like a bubble wand, a chopstick, a paintbrush, and a pencil with a heart-shaped eraser.

Brianna is always on the lookout for more "magic reading wands." When she finds one, she can't wait to try it out. I love that such a simple thing is boosting her reading skills. ♥

Q&A Vocabulary-boosting conversations

Q I've heard that kids with bigger vocabularies have an easier time learning to read and write. How can I help my son learn more words?

A You're right—a good vocabulary does help with reading and writing. Kids absorb many words just by hearing them regularly, so try weaving new words into everyday conversations.

When you talk to your son, use bigger words to expand on what he says. For instance, in response to "That siren is loud!" you could say, "You're right. It's *earsplitting*." Or if he says, "I let the air out of the balloon," you might reply, "It *deflated* really quickly."

Then, encourage him to use the new word often to help it stick in his mind. "What else can you think of that makes an *earsplitting* noise?" To jog his memory you might say, "Remember that jackhammer? That was *earsplitting*, too." ♥




Fun with Words Nursery rhyme phonics

Playing with letter sounds prepares your youngster to decode new words. Read this nursery rhyme together, and do the activities that follow.

*Hey, diddle, diddle,
The cat and the fiddle,
The cow jumped over the moon.
The little dog laughed to see such sport,
And the dish ran away with the spoon.*

Rhyming words

Have your child tell you which words rhyme (*diddle* and *fiddle*, *moon* and *spoon*). He could circle the letters they have in common (*iddle*, *oon*).



Letter sounds

Ask him to listen for specific sounds. Can he tell you which words have a C sound (*cat*, *cow*) or a D sound (*diddle*, *fiddle*, *jumped*, *dog*, *laughed*, *dish*)? Where in the word does he hear the sound—beginning, middle, or end?

Silly swaps

Let your youngster make up his own verse by changing some of the words.

Example: "The horse jumped over the star. . . . And the fish ran away with the car."

Note: Try these ideas with other nursery rhymes from library books or websites. ♥

OUR PURPOSE

To provide busy parents with practical ways to promote their children's reading, writing, and language skills.

Resources for Educators,
a division of CCH Incorporated
128 N. Royal Avenue • Front Royal, VA 22630
800-394-5052 • rfeustomer@wolterskluwer.com
www.rfeonline.com
ISSN 1540-5648