


Viewing Progress Reports

Log into: <http://parent.kinnelon.contourdata.com/>

Enter your username and password (**not case sensitive**) and click **Log In**.



Support Online Help

Contour Data WebTrack

Username:

Password:

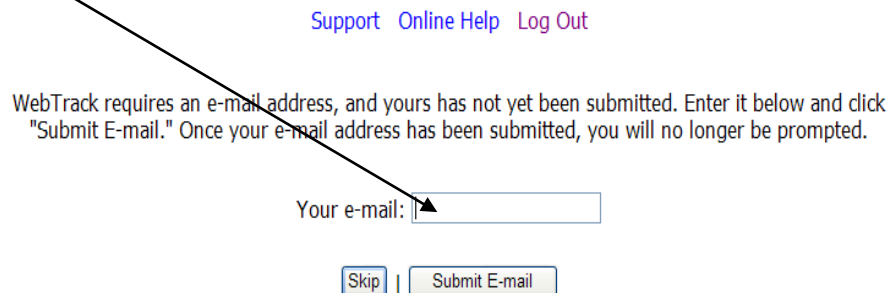
Hide non-critical application messages

Log In

Forgot Your Username or Password?

Done Internet

Please enter your e-mail address. You will only be asked to do this once. This will help to ensure that we have accurate contact information on file.



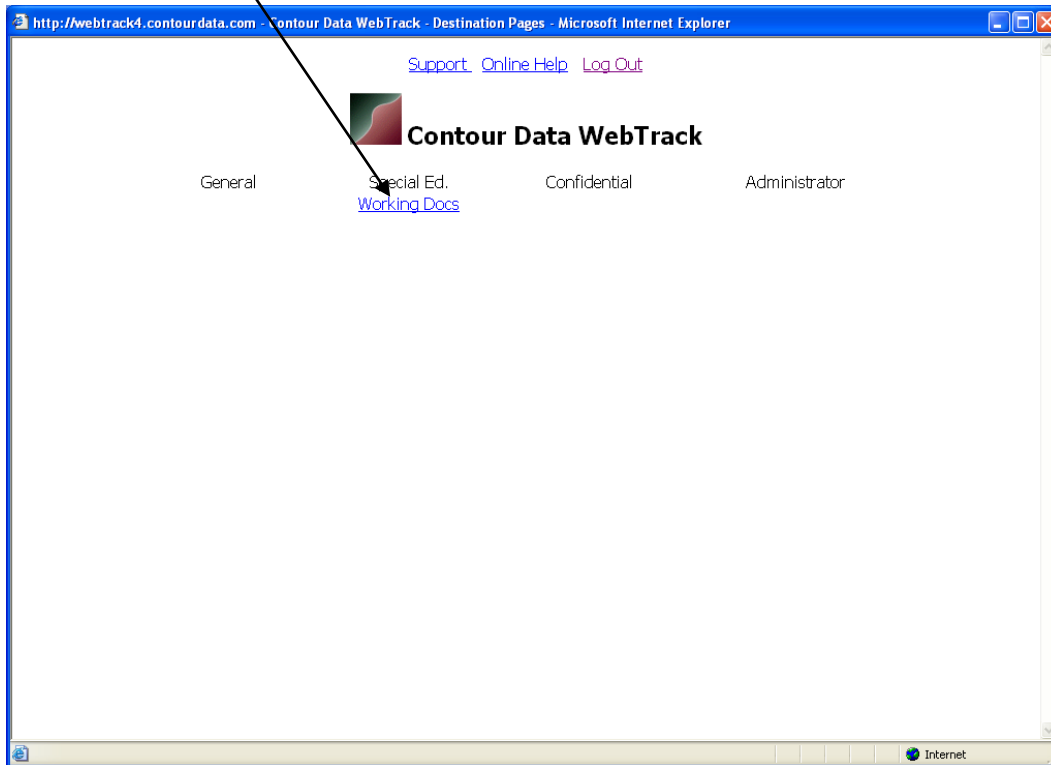
Support Online Help Log Out

WebTrack requires an e-mail address, and yours has not yet been submitted. Enter it below and click "Submit E-mail." Once your e-mail address has been submitted, you will no longer be prompted.

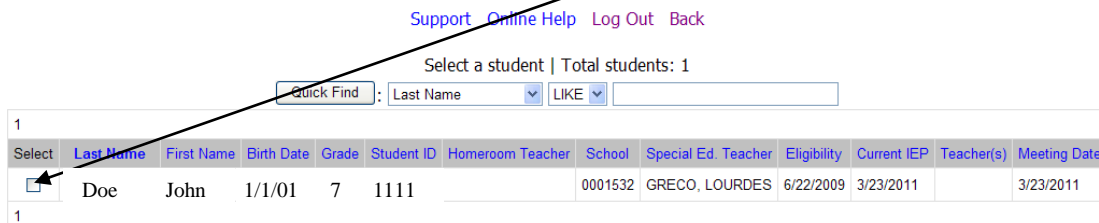
Your e-mail:

Skip | Submit E-mail

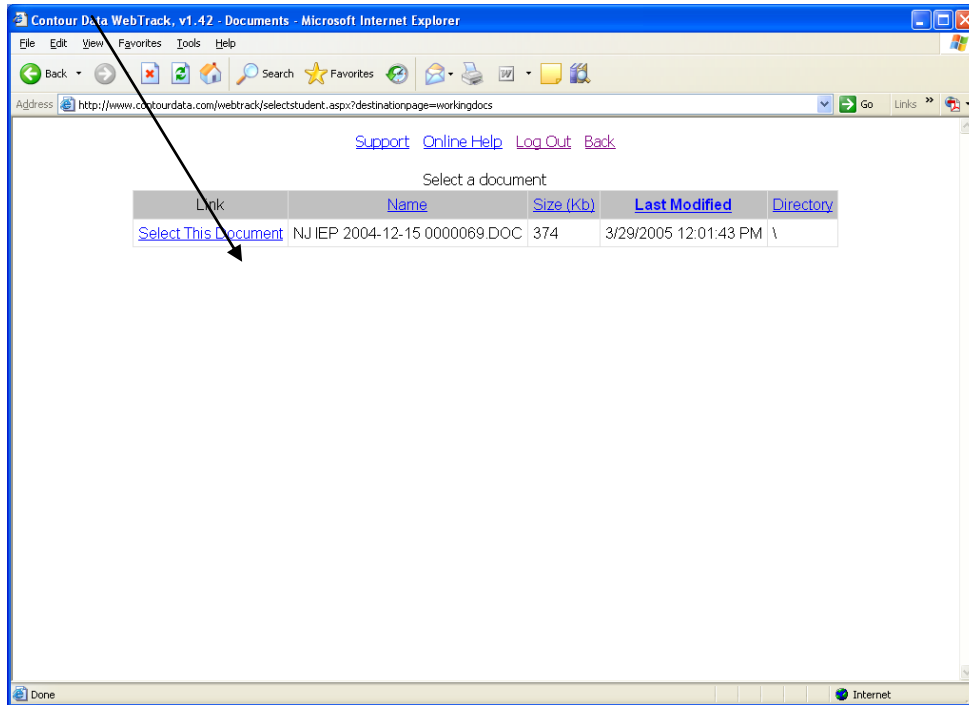
Choose 'Working Docs'



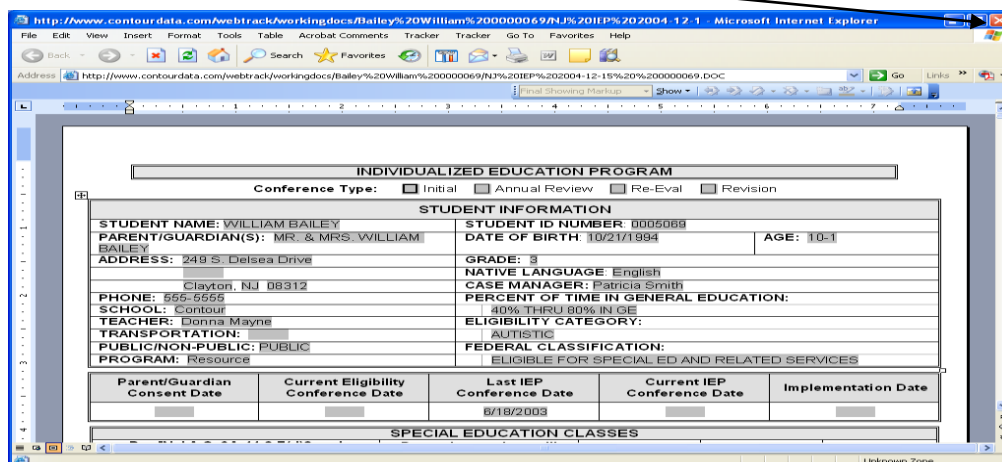
Choose the student you would like to work on by checking the 'Select' box next to their name.



You can view a document by clicking “**Select This Document**”. If more than one IEP is listed, chose the most recent date. You may also see a document labeled “ADDEN” followed by a subject area. If there is a content area, such as language arts, science and social studies, these will also contain progress codes for you to review.



The document will open on your screen in Microsoft Word. **Scroll to the bottom of the document to view marking period progress codes.** When you are finished viewing the document, close out by clicking the red X in the upper right-hand corner.



To exit WebTrack, click **'Log out'** at the top of the screen.

